

# WEDGE

“INSTANT SLOPE” for any floor



INDOOR



OUTDOOR

Designed to be used in conjunction with infloor channel grating

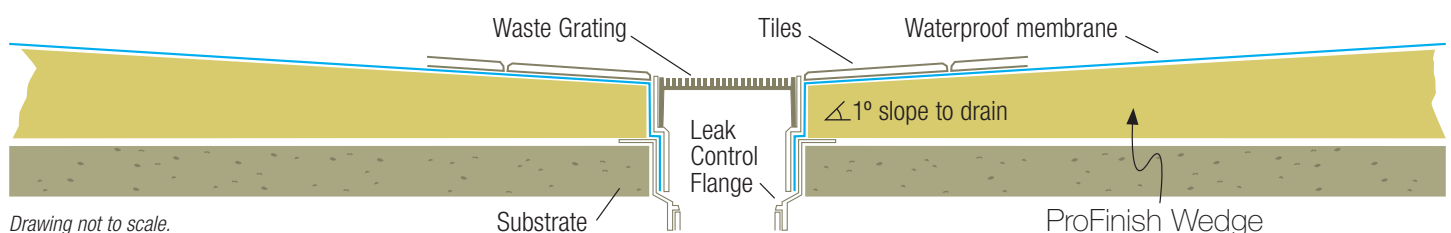
## Application is ideal for:

- Shower floors
- Bathroom floors
- Wheelchair access bathrooms
- Slope for balcony
- Sauna floors

## Advantages:

- Ideal for slabs and large tiles
- Creates a professional finish every time
- Removes the need for structural modifications
- Perfect for flat floor retro-fits
- Guaranteed 1:60 true even slope
- One continuous slope
- 20 year guarantee\*
- Light weight
- Time savings
- Acoustically superior to sand and cement

\*when protected from water by an approved waterproofing membrane

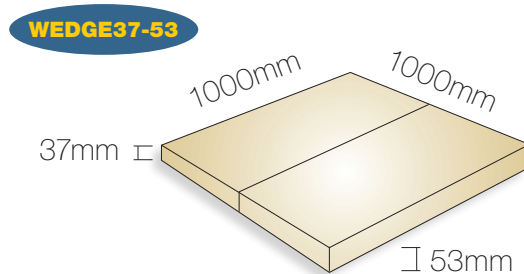
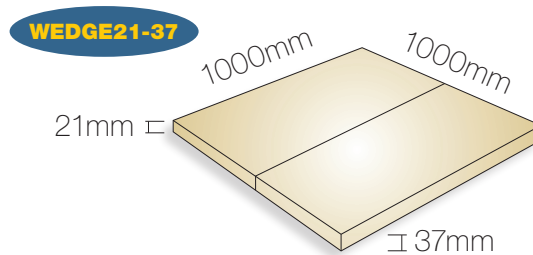
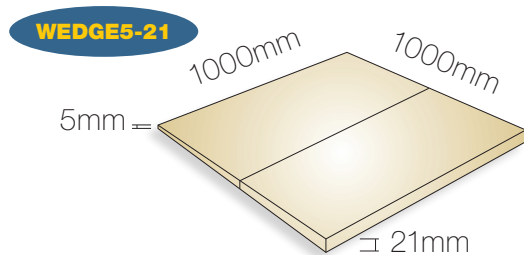


Drawing not to scale.

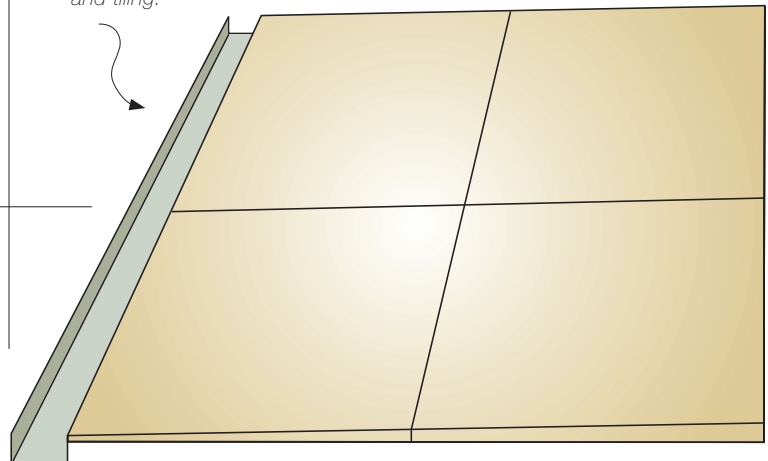
## Components:

WEDGE 5-21	1000 x 1000	sloped wedge starting at 5mm increasing to 21mm
WEDGE 21-37	1000 x 1000	sloped wedge starting at 21mm increasing to 37mm
WEDGE 37-53	1000 x 1000	sloped wedge starting at 37mm increasing to 53mm

All parts are supplied in 2 pieces.



WEDGE components simply glue together, to create an even 1° slope, ready for waterproofing and tiling.



Drawings not to scale

## Installation:

- Glues to concrete and timber floors
- Easily cut using Stanley knife or handsaw
- Contact supplier for recommended glues
- Tested and approved with the following waterproofing brands: Wet-seal, Ardex, Construction Chemicals, Equus, ASA, Laticrete, Mapei, RLA Polymers and Protecto Wrap.

## Testing Specs:

- Manufactured of High Density Polyurethane
- Sound benefits - similar to Cork
- Compression Testing: -229kg to create 1mm of deflection, -2193kg to create 2 mm of deflection
- Cyclic Testing -36589 cycles of 130kg (equal to four showers a day for 25 years) were carried out over six working days to simulate the use of a shower.

'No visual failures were observed to waterproof membrane.'

Your local distributor:

Newline Bathroomware Ltd,  
PO Box 100820, North Shore Mail Centre 0745.  
78 Ellice Rd, Glenfield, Auckland.  
Phone: 0508 639 5463 Fax: 09 443 0044  
www.newline.co.nz Email: info@newline.co.nz